

Endnote X and Endnote Web

On the portability of Endnote libraries

How to make your Endnote library portable?

- 1) Export file:
 - exporting a text file, importing it in an empty Endnote library
- 2) Compressed file
 - make 1 compressed file of your Endnote library including the belonging PDF-files
- 3) Endnote web
 - No more Endnote program necessary on your desktop, open your Endnote libraries on the web

Content

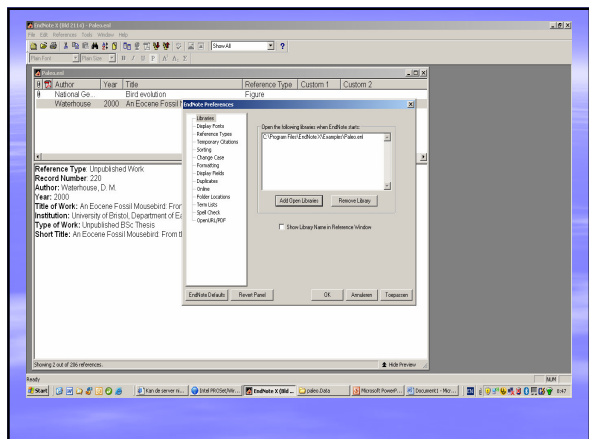
- Basics Endnote functions
- Exporting / Importing
- Endnote X and PDF management
- Endnote web
- Toggle between Endnote X and Endnote web

Endnote basics: 3 functions

- online search tool
 - Search online and/or import
- reference and image database
 - Organize your private library including images and PDF files
- bibliography and manuscript maker
 - Cite While You Write feature in MS Word

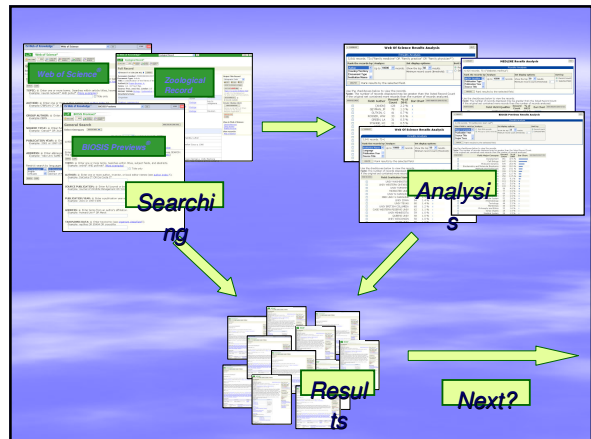
Open Default library

- From Edit – Preferences
- Choose LIBRARIES
- Click ADD OPEN LIBRARIES
 - More than 1 possible



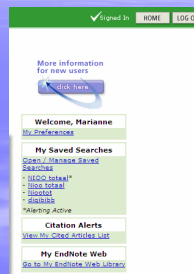
Web of Science

- Search
- [Analyze your search results]
- Save your search results in an Endnote library



Update

- Register / Login to save your searches etc.
- Make an alert on your search question
- Go to the alerted section
- Download references to your file



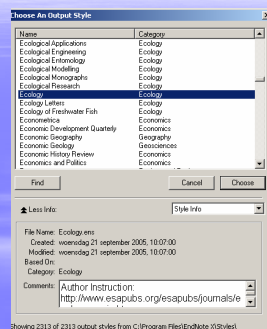
Show references

- In the Library window in one line
 - Change via Edit – Preferences – Display View
- In the Reference window in a selected style
 - Special NIOO styles available

Author	Year	Title	Reference Type
	1974	Geophysical Research Letters	Generic
	1989	New Mexico Geological Society publ.	Generic
	1994	National Environmental Policy Act of...	Statute
	1997	Exchange of ideas and information o...	Hearing
	1995	Ecosystems	Book
	1999	Sediments Ecosystems and Preservation	Book
Allet	1928	Modern-periodicaily sediments in L...	Ancient Text
Alvarez	1984	Evidence from crater ages for period...	Ancient Text
American M.	2002	Ventrate Evolution	Book
Angal	1988	Basin of Anzarc: 100 mb temper...	Ancient Text
Apokrov	1989	Balybay section, South Kazakhstan...	Ancient Text
Archakov	1999	Preliminary Site Report of the Orient...	Book
Argus	1993	New paleontological excavation tech...	Ancient Text
	1999	Sequoia Ecosystem and Recreation Preser...	Publication

Styles

- Select Output style
 - Via Select another style
 - Via Edit – Output styles-open Style Manager
 - Sort on category or on Name and choose the preferred journal
- See also author instruction



Endnote files

- Program in C:
- Data files can be anywhere you like (P:):
 - Library.enl (dot ENL is library)
 - Library DATA folder
- Styles on c: (save your homemade styles in another place before updating, or better: send them to the library)

Export to import

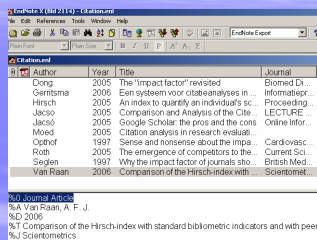
- Make a selection of the references you want to export
- Choose style ' Endnote Export'
- Choose File – Export
- *
 - Open the other Endnote library in which you want to import
 - Choose import – Endnote import

Selection database

- For example I have an Endnote library with 266 references from recent literature on citation analysis
- I want to work with 10 references
- For these 10 I make a special Endnote library

Export

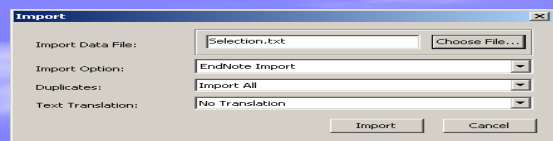
- Select
- Choose style
 - Endnote Export
- File – Export
- To file
 - SELECTION.TXT



Author	Year	Title	Journal
Dong	2005	The 'Impact factor' revisited	Biomed Di...
Gentensma	2006	Eien systeem voor citatieanalyse in	Informator
Hirsch	2005	An index to quantify an individual's sc...	Proceeding...
Jacso	2005	Comparison and Analysis of the Citat...	LECTURE
Jacso	2005	Google Scholar: the pros and the cons	Citation Infor...
Moedr	2005	Citation analysis in research evaluat...	Cardiovasc
Copnat	1997	Sense and nonsense about the impa...	Current Sci.
Roth	2005	The emergence of competitors to the...	British Med
Seiglen	1997	Why the impact factor of journals sho...	British Med
Viel Eflan	2006	Comparison of the Hirsch index with...	Scientomet...

Create a new library

- Choose File – New
- Give your library a name: Selection.enl
- Import (option: Endnote import)



Import

Import Data File: Selection.txt [Choose File...]

Import Option: EndNote Import

Duplicates: Import All

Text Translation: No Translation

[Import] [Cancel]

Portability Export/Import

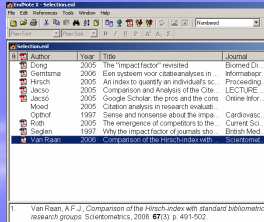
- Pre
 - Small file, easy to transport
 - Share references with colleagues
- Con
 - No PDF management
 - Require Endnote program on other location

Endnote X

- PDF linking
- Reference Library Display
- Reference Editing
- Make sure to make an update on Endnote X (via Help – Endnote Program Updates)

PDF management

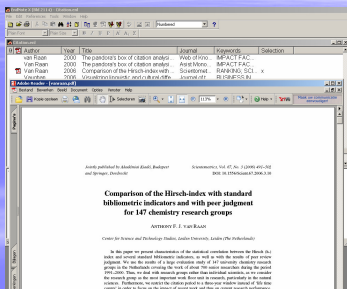
- Drag and drop the PDF file into the library window into the column with the PDF logo



PDF link

- Absolute link**
 - Leave PDF where it is and make a link to the file
 - Accessible from multiple files
- Relative link**
 - Incorporate the PDF into the DATA folder of your library
 - Portable if you want to put your Endnote library somewhere else (compressed library option)

Open PDF via Endnote menu File - PDF

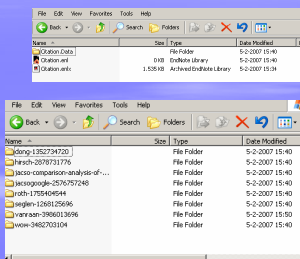


Takeaway library

- Make a compressed file of your Endnote library including the PDF's
- Choose from the File menu the command **SEND TO – COMPRESSED LIBRARY**
- A dot ENLX file is created.
- You can copy this file anywhere, for example to a memory stick and take it away
- Open the file in Endnote to extract the library and have access to the PDF's

Files

- Compressed library file:**
 - Citation.enlx
- Endnote Library:**
 - Citation.enl
- In folder Citation.Data:**
 - PDF



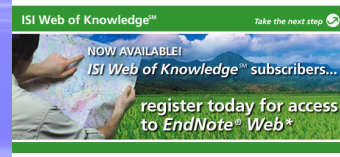
Backup copy

- Save your Endnote library file together with the DATA folder into a compressed file
 - Choose **FILE – Send to – Compressed library**
- Your file is now saved as an .enlx file
- Open the .enlx files in the same way you open library
- The compressed file will be unzipped

Portability Endnote X

- Pre**
 - Relative small file, easy to transport
 - PDF management
- Con**
 - Require Endnote X program on other location

Endnote Web



Nothing local

- Use Endnote web to be fully free of your local installation of Endnote
- Use your registration to WoS:
 - you open WoS with your NIOO-KNAW account recognized on IP-address (via NIOO or via Proxy)
 - you login for your personal WoS (the same that you already made for your alerts/updates, save histories)

Endnote Web

- No install Endnote Web, just login WoS
- In Endnote web no PDF's on the server, so always use URL
- First in folder "unfiled", then move to another folder

Endnote web library folders

- Choose My Library in browser on the Endnote web toolbar
- Make a new folder 'selection'
- You can now access this folder from anywhere, from where you can access WoS

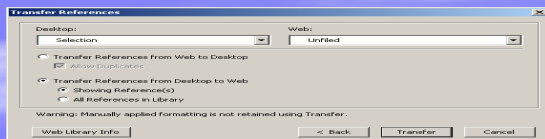
Folders vs. Libraries

- In Endnote Web you 'move' your saved searches from the 'unfiled' folder to a folder of your choice (or make a new one).
- You can share a folder with your colleagues



Transfer your Endnote library to web

- Make a selection in Endnote X
- From the TOOLS menu choose TRANSFER REFERENCES
- Connect to your Endnote web

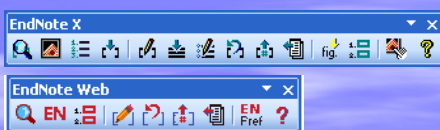


CWYW

- Cite While You Write
 - Add-in in Word to assist you in citing and referring to literature in the text that you are writing.
 - Install Endnote web toolbar via Download Installations on the bottom of the Endnote web pages

CWYW toolbars

- Toggle between Endnote X toolbar and Endnote Web toolbar via EN PREF - Applications



Portability Endnote Web

- Pre
 - No Endnote X program on other location required
 - Share folders
- Con
 - No PDF management
 - [CWYW requires toolbar installation]

Conclusion

- Make smaller libraries for easy manipulation
- Use Endnote X to organize and manage your PDF's
- Make a personal account in WoS for saved searches and Endnote Web
- Use Endnote Web complementary on Endnote X
- Transfer EN Web folders to EN X for backup

Manuals

- Help file in Endnote
- PDF help files in Endnote Program Folder on C:\Program Files\Endnote X:
 - Endnote.pdf
 - GettingStartedGuide.pdf
- Online on www.endnote.com/support

For help and information

Marianne van der Heijden

m.vanderheijden@nioo.knaw.nl

Next in Nieuwersluis: Wednesday Feb 21

Next in Heteren: Tuesday Feb 27

Next in Yerseke: Monday March 5